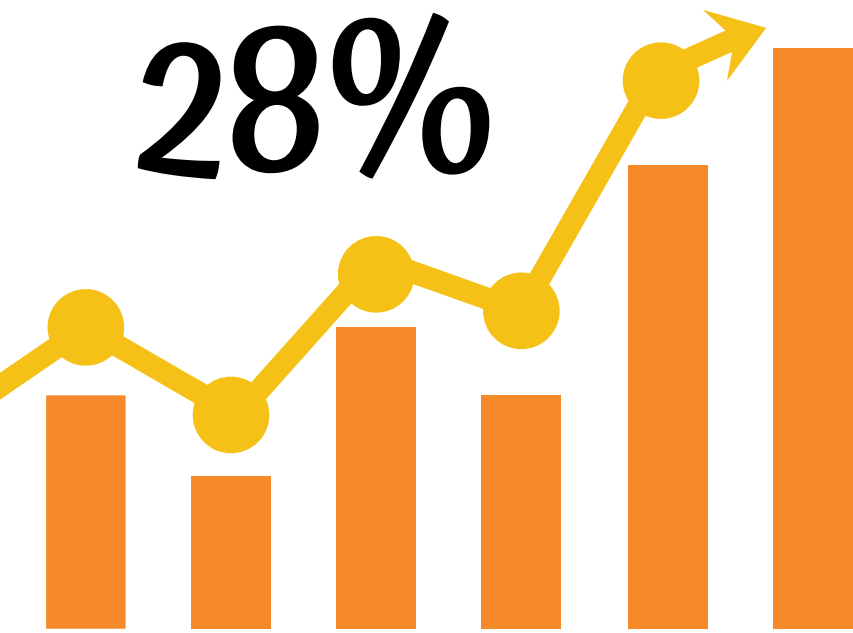


NATIONAL SUICIDE STATISTICS

28%



Since 1999, the national suicide rate has increased by 28%


North Carolina ranks **38th**

10th Leading cause of death among all age groups

2nd Leading cause of death among ages 10 - 34

3rd Leading cause of death among ages 15 - 24

4th Leading cause of death among ages 18 - 65



There is 1 completed suicide for every 25 suicide attempts

Males account for 79% of all suicides

Females are 3x more likely to attempt suicide than males

Firearms are the most commonly used method among males

Poisoning is the most commonly used method among females

Men 75 and older are at the highest risk for suicide

Females between the ages of 45 - 54 are at the highest risk for suicide

3x

LGBTQ children are more likely to attempt suicide

2x

Each instance of victimization increases the likelihood of self-harming behavior

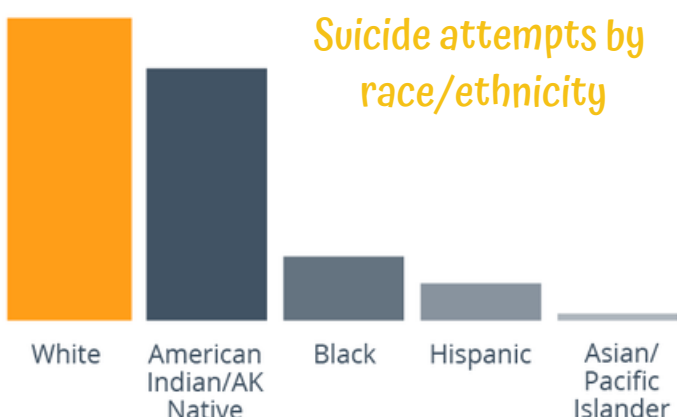
8x

LGBTQ children who are rejected by their families are more likely to attempt suicide

5x

Suicide attempts by LGBTQ youth are more likely to require medical intervention

Suicide attempts by race/ethnicity



1st

Whites are most likely to attempt suicide

4x

American Indian/Alaska Natives are 4 times more likely to attempt suicide than any other race/ethnicity

IF YOU ARE EXPERIENCING A CRISIS PLEASE CONTACT THE NATIONAL SUICIDE PREVENTION LIFELINE

1-800-273-TALK (8255)